



# Mainstreet Menu Systems PARTS ORDER FORM PAGE 1

To Order: Fill Out Order Forms on Pages 1-4 and fax to 877-782-6515.

Internal Use Only: <b>Order #</b>	<b>Date Received:</b>
-----------------------------------	-----------------------

## Bill To:

Company Name: _____	
Contact Name: _____	
Address: _____	
City/State: _____	Zip: _____
Phone: _____	
Fax: _____	
Email: _____	

## Ship To:

Company Name: _____	
Contact Name: _____	
Address: _____	
City/State: _____	Zip: _____
Phone: _____	
Fax: _____	
Email: _____	

## Payment Information (Choose One)

- Check by Phone (Call-In Account Information)
- Credit Card (Visa, Master Card, American Express)

PO# \_\_\_\_\_

Credit Card # \_\_\_\_\_

Expiration Date: \_\_\_\_\_

Full Name on Card: \_\_\_\_\_

## Comments:

--

**Please complete order form and fax toll free to 877-782-6515**

Questions? Call 800-782-6222 or email [customerservice@mainstreetmenus.com](mailto:customerservice@mainstreetmenus.com)



# Mainstreet Menu Systems PARTS ORDER FORM PAGE 2

To Order: Fill Out Order Forms on Pages 1-4 and fax to 877-782-6515.

**TRIM:** (Please specify: Contempo or Decorator)

Contempo Trim: Available in fourteen colors: black, green, hunter green, blue, yellow, burgundy, teal, purple, red, almond, white, woodgrain, chrome, and metallic brass. Ball corners available in: brass/chrome

Decorator Trim: Marble look trim available in: white, jade, burgundy or teak w/brass or chrome accents

a) Trim Clip: Part # P201097-001 (Clear piece that connects trim)

b) Straight: Part # N/A

c) Corner: Part # N/A

d) Trim Dovetail: Part# A700958-001 (Black piece that connects trim to the lightbox)

## TRIM

LAYOUT REF _____ (Example: 09-04-123r1) Can be found on yellow sticker on menu system				
TRIM ORDERING CHART				
Qty	Part # If Known	Description	Size (If Needed)	Color (If Needed)

## PICTURES

PICTURE ORDERING CHART <span style="float: right;">Food Images can be found in the gallery of our web page <a href="http://www.mainstreetmenus.com">www.mainstreetmenus.com</a></span>					
Qty	Part # If Known	Indoor/Outdoor	Backlit/ Magnetic	Size WxH	Description of Image (ex. 9HC-BE01 or B9-05 or Custom)

**Please complete order form and fax toll free to 877-782-6515**

Questions? Call 800-782-6222 or email [customerservice@mainstreetmenus.com](mailto:customerservice@mainstreetmenus.com)





# Mainstreet Menu Systems PARTS ORDER FORM PAGE 4

To Order: Fill Out Order Forms on Pages 1-4 and fax to 877-782-6515.

Refer to pages 6 - 8 for detailed parts illustration

Layout Ref _____ (Example: 09-04-123r1) Can be found on yellow sticker on menu system				
PARTS ORDERING CHART				
Qty	Part # If Known	Description	Size (If Needed)	Color (If Needed)
	P201226-002	SINGLE DOVETAIL		
	L507046-001	ELECTRICAL JUMPER CORD	3 1/2 inch MS Gold	
	L507046-011	ELECTRICAL JUMPER CORD	25 inch Envision	
	P201235-001	DOUBLE DOVETAIL		
	A700938-005	DOOR PANEL ASSY AC (ID)		
	A700400-003	DOOR PANEL ASSY AC (OD)		
	A700938-002	DOOR PANEL ASSY A14 (ID)		
	A700400-004	DOOR PANEL ASSY A14 (OD)		
	A700938-001	DOOR PANEL ASSY A15 (ID)		
	A700400-001	DOOR PANEL ASSY A15 (OD)		
	A700938-004	DOOR PANEL ASSY A4B (ID)		
	A700400-005	DOOR PANEL ASSY A4B (OD)		
	A700938-007	DOOR PANEL ASSY A8 (ID)		
	A700938-006	DOOR PANEL ASSY A9 (ID)		
	A700938-003	DOOR PANEL ASSY A5B (ID)		
	A700400-002	DOOR PANEL ASSY A5B (OD)		
	A100939-008	DOOR PANEL ASSY D (ID)		
	A100674-001	DOOR PANEL ASSY D (OD)		
	A100939-002	DOOR PANEL ASSY D22 (ID)		
	A100670-001	DOOR PANEL ASSY D22 (OD)		
	A100939-004	DOOR PANEL ASSY D12B (ID)		
	A100672-001	DOOR PANEL ASSY D12B (OD)		
	A700939-003	DOOR PANEL ASSY D13B (ID)		
	A100671-001	DOOR PANEL ASSY D13B (OD)		
	A700939-005	DOOR PANEL ASSY D8C (ID)		
	A100375-001	DOOR PANEL ASSY D8C (OD)		
	A700939-006	DOOR PANEL ASSY D7C (ID)		
	A100673-001	DOOR PANEL ASSY D7C (OD)		
	A700939-018	DOOR PANEL ASSY E		
	A700939-016	DOOR PANEL ASSY E15		
	A700939-017	DOOR PANEL ASSY E14		
	A700940-005	DOOR PANEL ASSY F		
	A700940-001	DOOR PANEL ASSY F23		
	A700940-002	DOOR PANEL ASSY F22		
	P201230-001	PRICE CARRIER ID STD		
	P201230-002	PRICE CARRIER ID JUMBO		
	P201165-001	PRICE CARRIER OD STD		
	P201167-002	PRICE CARRIER OD JUMBO		
	P201243-001	DOOR LATCH		
	P201241-001	PANEL LATCH		
	K205318-001	NUMBER SHEET STD BKLT		
	K205436-001	NUMBER SHEET JUM BKLT		
	K100330-001	NUMBER SHEET STD MAG		
	K100330-002	NUMBER SHEET JUM MAG		
	K100220-050	LIGHT BOX RACEWAY	9x27 Master	
	K100220-047	LIGHT BOX RACEWAY	18x18 Master	
	K100220-049	LIGHT BOX RACEWAY	18x27 Master	
	K100220-055	LIGHT BOX RACEWAY	27x27 Master	
	K100220-053	LIGHT BOX RACEWAY	27x36 Master	
	K100220-051	LIGHT BOX RACEWAY	LINK 9x27	
	K100220-046	LIGHT BOX RACEWAY	LINK 18x18	
	K100220-048	LIGHT BOX RACEWAY	LINK 18x27	
	K100220-054	LIGHT BOX RACEWAY	LINK 27x27	
	K100220-052	LIGHT BOX RACEWAY	LINK 27x36	
	L501006-001	CORE BALLAST		
	L501006-003	ELECTRONIC BALLAST		
	L503001-001	STARTER		



## Ordering Replacement Text Strips

When ordering replacement strips for a Mainstreet Menu System, follow these steps to ensure your order can be processed promptly and correctly.

**Find the layout reference number (ex. 09-01-123r1).** If you purchased your menu board after October 2000, you will find a yellow layout reference number label on your menu board. The layout reference number will tell us most of the information we need to correctly order your replacement menu strips.

Listed below is where to find the label on your menu system:

Indoor Illuminated Systems: Near lamp replacement label on master box (lightbox with electrical cord).

Non-Illuminated Magnetic Indoor Systems: In the lower left hand corner, under the last strip, on the first board from the far left-hand side. Note: On Performa wet erase and chalkboard panels without strips, label is on backside of menu panel in lower left-hand corner.

Metal Outdoor Systems: Behind the lower left-hand panel.

Blow Molded Outdoor Systems: Behind the lower panel on the far left-hand side unit.

P.E.P. and Non-illuminated Walk Up: Behind left hand or bottom menu panel.

### TEXT STRIP ORDERING INFO

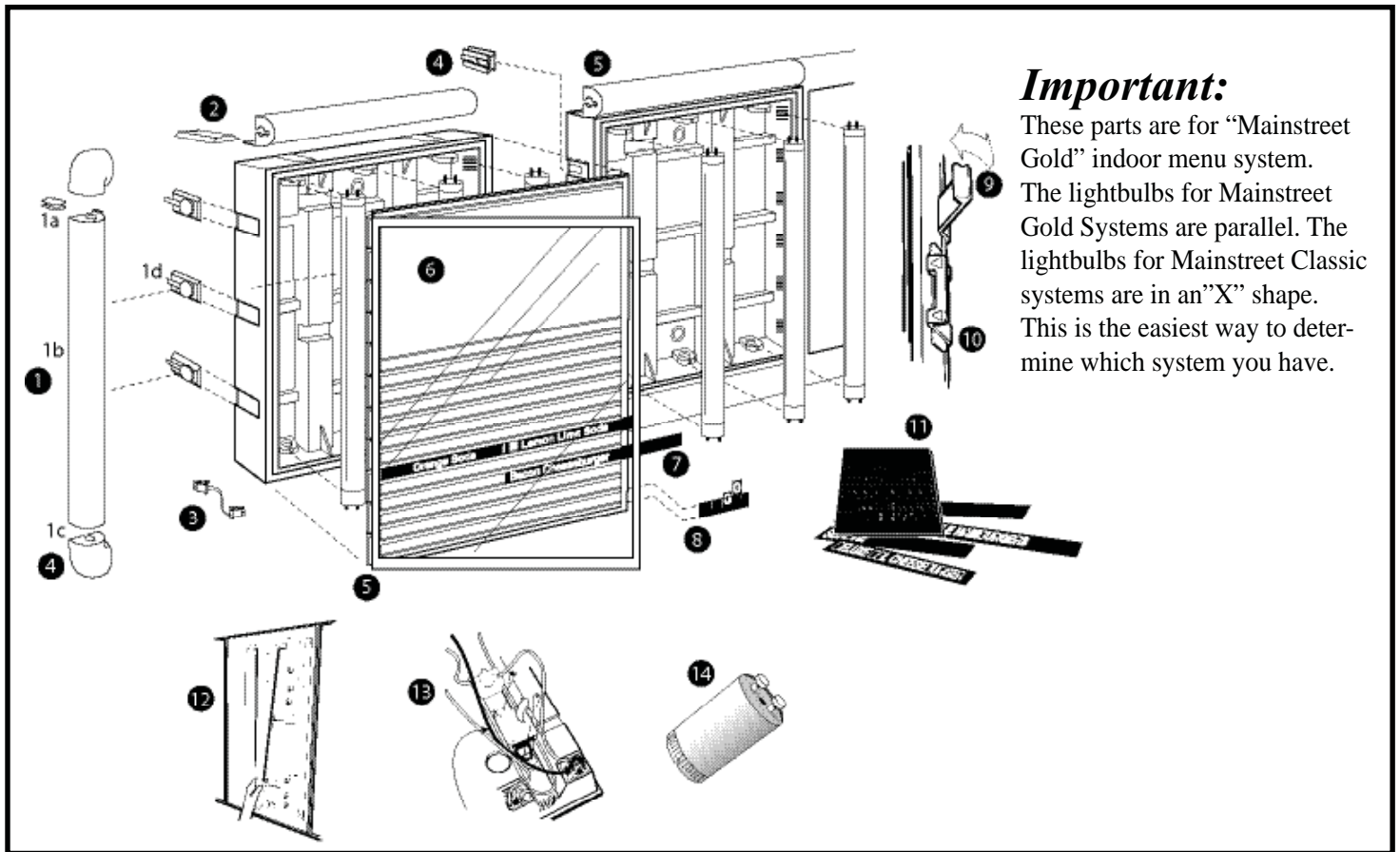
Strip (length) Size	Based on length or left to right width of menu panel not width of strip Common menu panel widths are 18", 27", 36", for back-lit system & 16", 19", 27" and 25" for non-illuminated magnetic		
Strip Height	Back-Lit	Standard Single=.97" Jumbo Single=1.67" Standard Single=1.0" Jumbo Single=1.60"	Standard Double Header=2.01" Jumbo Double Header=3.40" Standard Double Header=2.00" Jumbo Double Header3.20"
	Magnetic		
Strip Type	Header	Title strip that describes a section of the menu	
	Listing	Designates each menu item followed by one or more 4-digit price carriers for number chips	
	Statement	Describes a menu listing or header	
Strip Color	Header Strips	White (clear) letter with one of the following background colors: black, burgundy, blue, red, dark green, purple, mauve, light green, orange, yellow, grey, teal or light blue	
Letter Color	Changing the color of the letters from white (clear). Acetate back-up strips fit behind the text strip to change letter color on the back-lit illuminated systems. Order acetate back up strips separately and specify color.		
Font Style	9 Stock font choices: Helvetica, <i>Flash</i> , <b>Futura</b> , <b>Souvenir</b> , <b>Dynamo</b> , <b>Belwe</b> , <b>Dom Casual</b> , <b>Vog</b> , <i>Squire</i>		
Case Style	UPPER CASE HAMBURGER	Upper/Lower Case Hamburger	lower case hamburger
Text Copy	Please add \$ for each 4-digit price carrier that follows the text strip Cappuccino \$\$\$ w/fries Sm \$ Lg \$ SANDWICHES Deluxe Burger \$		

Please complete order form and fax toll free to 877-782-6515

Questions? Call 800-782-6222 or email customerservice@mainstreetmenus.com

To Order: Fill Out Order Forms on Pages 1-4 and fax to 877-782-6515.

The parts on pages 6-8 use the order form on page 4




**Important:**

These parts are for “Mainstreet Gold” indoor menu system. The lightbulbs for Mainstreet Gold Systems are parallel. The lightbulbs for Mainstreet Classic systems are in an “X” shape. This is the easiest way to determine which system you have.

**5. DOOR PANEL ASSEMBLIES:**

(Please specify: Size & Configuration-for your convenience you can view all configurations online at [www.mainstreetmenus.com](http://www.mainstreetmenus.com))



**A PANELS - 18" x 18"**

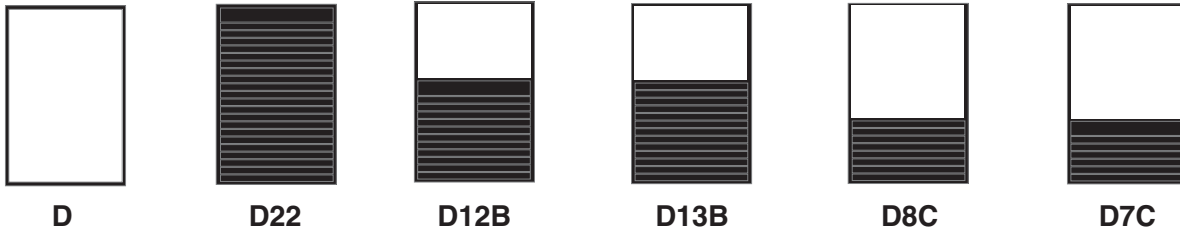
AC (“C” size translite)		A4B (3 line w/Double Header & “B” translite)	
Indoor	Part# A700938-005	Indoor	Part# A700938-004
Outdoor	Part# A700400-003	Outdoor	Part# A700400-003
A14 (13 line w/Double Header)		A8 (Jumbo 7 line w/ Double Header)	
Indoor	Part# A700938-002	Indoor	Part# A700938-007
Outdoor	Part# A700400-004		
A15 (full 15 line)		A9 (Jumbo full 9 line)	
Indoor	Part# A700938-001	Indoor	Part# A700938-006
Outdoor	Part# A700400-001		
A5B (5 line w/”B” translite)			
Indoor	Part# A700938-003		
Outdoor	Part# A700400-002		

**Please complete order form and fax toll free to 877-782-6515**


Questions? Call 800-782-6222 or email [customerservice@mainstreetmenus.com](mailto:customerservice@mainstreetmenus.com)

To Order: Fill Out Order Forms on Pages 1-4 and fax to 877-782-6515.

**D PANELS - 18" w x 27" h**

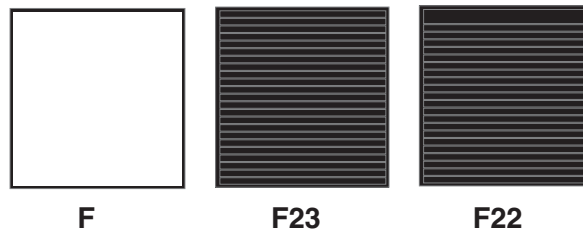


- D ("D" size translite)
  - Indoor Part# A700939-008
  - Outdoor Part# A100674-001
- D22 (21 line w/Double Header)
  - Indoor Part# A700939-002
  - Outdoor Part# A100670-001
- D12B (11line w/Double Header & "B" translite)
  - Indoor Part# A700939-004
  - Outdoor Part# A100672-001
- D13B (13 line w/"B" translite)
  - Indoor Part# A700939-003
  - Outdoor Part# A100671-001
- D8C (8 line w/"C" translite)
  - Indoor Part# A700939-005
  - Outdoor Part# A100375-001
- D7C (6line w/Double Header & "C" translite)
  - Indoor Part# A700939-006
  - Outdoor Part# A100673-001



**E PANELS - 27" w x 18" h (Indoor Only)**

- E ("E" translite) Part# A700939-018
- E15 (full 15 line) Part# A700939-016
- E14 (13 line w/Double Header) Part# A700939-017



**F PANELS - 27" x 27" (Indoor Only)**

- F ("F" translite) Part# A700940-005
- F23 (full 23 line) Part# A700940-001
- F22 (21 line w/Double Header) Part# A700940-002

**Please complete order form and fax toll free to 877-782-6515**

Questions? Call 800-782-6222 or email [customerservice@mainstreetmenus.com](mailto:customerservice@mainstreetmenus.com)



To Order: Fill Out Order Forms on Pages 1-4 and fax to 877-782-6515.

- 2. SINGLE DOVETAIL:** Part# P201226-002 (Finishes side of lightbox for trimless system)
- 3. ELECTRICAL JUMPER CORD:** Part# L507046-001 (3 1/2 inch) (MS Gold)  
Part# L507046-011 (25 inch) (Envision)
- 4. DOUBLE DOVETAIL:** Part# P201235-001 (Box to box connector)
- 8. PRICE CARRIER:**
- Indoor Part# P201230-001 (Standard 1" high - 4 digit)  
Part# P201230-002 (Jumbo 1 1/2" high - 4 digit)
- Outdoor Part# P201165-001 (Standard 1" high - 4 digit)  
Part# P201167-002 (Jumbo 1 1/2" high - 4 digit)
- 9. DOOR LATCH:** (Lock for door panel to lightbox) Part# P201243-001
- 10. PANEL LATCH:** (Lock for front-back door panel) Part# P201241-001
- 11. NUMBER SHEET:**
- Backlit Part# K205318-001 (Standard 1" high)  
Part# K205436-001 (Jumbo 1 1/2" high)
- Magnetic Part# K100330-001 (Standard 1" high)  
Part# K100330-002 (Jumbo 1 1/2" high)
- 12. LIGHT BOX RACEWAY:** (Includes core & coil ballast & starters)
- |              |                   |      |                   |
|--------------|-------------------|------|-------------------|
| 9x27 Master  | Part# K100220-050 | Link | Part# K100220-051 |
| 18x18 Master | Part# K100220-047 | Link | Part# K100220-046 |
| 18x27 Master | Part# K100220-049 | Link | Part# K100220-048 |
| 27x27 Master | Part# K100220-055 | Link | Part# K100220-054 |
| 27x36 Master | Part# K100220-053 | Link | Part# K100220-052 |
- 13. CORE BALLAST:** (Used in lightboxes w/starters - 1 ballast needed per lightbulb)  
Part# L501006-001
- 14. ELECTRONIC BALLAST:** (as of 1-3-06) Part# L501006-003
- 15. STARTER:** (One starter needed per lightbulb) Part# L503001-001

Please complete order form and fax toll free to 877-782-6515

Questions? Call 800-782-6222 or email customerservice@mainstreetmenus.com